

Technical Specifications

Insulation Resistance

Insulation Resistance (nominal voltages 50V, 100V & 250V DC)

Measuring Range (MΩ)	Resolution (MΩ)	Accuracy
0.00 ... 19.99	0.01	±(5% of reading + 3 digits)
20.0 ... 99.9	0.1	±(10% of reading)
100.0 ... 199.9	0.1	±(20% of reading)

Insulation Resistance (500V and 1000V DC)

Measuring Range (MΩ)	Resolution (MΩ)	Accuracy
0.00 ... 19.99	0.01	±(5% of reading + 3 digits)
20.0 ... 199.9	0.1	±(5% of reading)
200.0 ... 999	1	±(10% of reading)

Voltage

Measuring Range V	Resolution V	Accuracy
0 ... 1200	1	±(3% of reading + 3 digits)

Resistance R LOWΩ

Measuring Range R(Ω)	Resolution (Ω)	Accuracy
0.00 ... 19.99	0.01	±(3% of reading + 3 digits)
20.0 ... 199.9	0.1	±(5% of reading)
200.0 ... 1999	1	±(5% of reading)

Open-circuit voltage: 6.5V DC ... 9V DC

Measuring current: min. 200mA into load resistance of 2Ω

Automatic polarity reversal of the test voltage

RCD Testing

General Data

Nominal residual current (A, AC): 10mA, 30mA, 100mA, 300mA, 500mA, 1000mA

Nominal residual current accuracy: ±5%

Test current shape: sine-wave (AC), pulsed (A)

RCD Type: G (non-delayed), S (time-delayed)

Test current starting polarity: 0° or 180°

Voltage range: 50V ... 264V (45Hz ... 65Hz)

Trip-out Time

Measuring Range (ms)	Resolution (ms)	Accuracy
0.0 ... 40.0	0.1	±1ms
0.0 ... max. time	0.1	±3ms

Trip-Out Current

Measuring Ranges IΔ	Resolution IΔ	Accuracy
0.2xIΔN ... 1.1, 1.5, 2.2xIΔN (AC type)	0.05xIΔN	±0.1xIΔN

Socket Test (RLN, RLPE, RNPE, RPE)

Measuring current: min. 200mA into load resistance of 2Ω

Measuring Range R(Ω)	Resolution (Ω)	Accuracy
0.00 ... 19.99	0.01	±(3% of reading + 3 digits)
20.0 ... 199.9	0.1	±(5% of reading)
200.0 ... 1999	1	

Test lead compensation: up to 5Ω

Automatic polarity reversal of the test voltage

Fault Loop Impedance

No RCD and With RCD

Measuring Range (Ω)	Resolution (Ω)	Accuracy
0.00 ... 9.99	0.01	±(5% of reading + 5 digits)
10.0 ... 99.9	0.1	
100 ... 999	1	±(10% of reading)
1.00k ... 9.99k	10	

Prospective fault current (calculated value)

Measuring Range (A)	Resolution (A)	Accuracy
0.00 ... 9.99	0.01	Consider accuracy of fault loop resistance measurement
10.0 ... 99.9	0.1	
100 ... 999	1	
1.00k ... 9.99k	10	
10.0k ... 23.0k		

Test current (at 230V): 6.5A (10ms)

Nominal voltage range: 30V ... 500V (45Hz ... 65Hz)

No trip out of RCD

R, XL values are indicative

Voltage, Frequency & Phase Rotation

Voltage

Result type: TRUE RMS

Nominal frequency range: 0Hz, 14Hz ... 500Hz

Measuring Range (V)	Resolution (V)	Accuracy
0 ... 550	1	+(2% of reading + 2 digits)

Frequency

Measuring Range (ms)	Resolution (ms)	Accuracy
0.0 ... 40.0	0.1	±1ms
0.0 ... max. time	0.1	±3ms

Phase Rotation

Result Displayed: 1.2.3 or 3.2.1

General Data

Overvoltage Category: 600V CAT III/300V CAT IV

Protection Degree: IP40

Display: 128 x 64 dot matrix display with backlight

Dimensions: 14cm x 8cm x 23cm

Weight: 1.0kg without batteries

Temperature Range: 0°C to 40°C

Maximum Relative Humidity: 95% RH

Power Supply Voltage: 9 V DC (6 x 1.5 rechargeable batteries). 20 hours operation.

For Logging and Reporting Applications - InstalTest 3017



The InstalTest 3017 is a logging multi-function, installation and Pass/Fail tester with 4,000 results memory, compliance reporting software and Pass/Fail limits set to AS/NZS3017.

InstalTest COMBO

The 3-In-1 Complete Electrical Tester

1. Multi-Function Tester

Replaces 5 instruments with 12 tests in one instrument: Multimeter, Insulation Tester, RCD Tester, Fault Loop/Line Impedance Tester and Phase Sequence Tester.

2. Installation Tester

Installation testing to AS/NZS3000 and AS/NZS3017 covering Earth Continuity, Insulation Resistance, Polarity, Correct Connections, Fault Loop Impedance and RCD Tests.

3. Pass/Fail Tester

New "test sockets in seconds" with single push button **without trailing leads**. Preset and user defined Pass/Fail limits with red/green LED and on-screen tick and cross display.

Watch The "Test Sockets in Seconds" Training Video on YouTube



"Designed for Testing to AS/NZS3000 Wiring Rules and AS/NZS3017 Electrical Installations"

Available From:



Emona Instruments Pty Ltd

email: testinst@emona.com.au

web: www.instaltest.com.au www.emona.com.au

NSW - Sales

78 Parramatta Road

Camperdown N.S.W 2050

Tel (02) 9519 3933

Fax (02) 9550 1378

VIC - Sales

1206 Toorak Road

Camberwell VIC 3124

Tel (03) 9889 0427

Fax (03) 9889 0715

QLD - Sales

Unit 1, 1644 Ipswich Rd

Rocklea QLD 4106

Tel (07) 3275 2183

Fax (07) 3275 2196

WA - Sales

63 Shepparton Road

Victoria Park WA 6100

Tel (08) 9361 4200

Fax (08) 9361 4300

SA - Sales

3/26 The Parade West

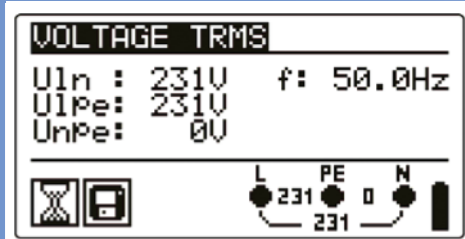
Kent Town SA 5067

Tel (08) 8363 5733

Fax (08) 8363 5799

InstalTest COMBO: The 3-In-1 Complete Electrical Tester

Voltage, Frequency & Phase Sequence



Simultaneously measures voltages between L-N, L-PE and N-PE, phase sequence and frequency. Values are shown in real-time. On 3 phase systems it monitors voltages between phases and phase sequencing.

Earth Resistance & Equipotential Bonding



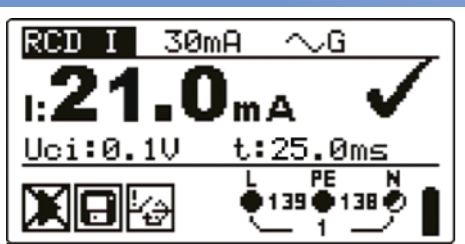
200 mA continuity test for testing resistance of earth conductors and equipotential bonding. Automatically swaps polarity. Limits can be set by the user, for example, 1Ω and the COMBO indicates a Pass.

Insulation Resistance



With test voltages from 50V to 1000V. Measures from 0.01MΩ to 200MΩ. Also displays instrument test voltage. Users can set limits for Pass/Fail indication of results, for example, 1MΩ and the COMBO indicates a Pass.

RCD Trip Time & Trip Current Test



Five RCD testing functions: contact voltage, trip time, trip current, RCD ramp test and AUTO which tests all RCD parameters with one button press. Users can also set test current waveform plus starting polarity.



**InstalTest
 COMBO 3125**
 \$999
 ex GST

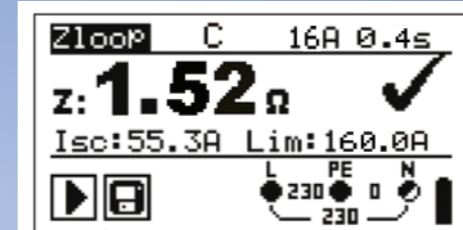
Complete Kit with Resistor Box



For everyday electrical work, all test leads, test probes and alligator clips are included.

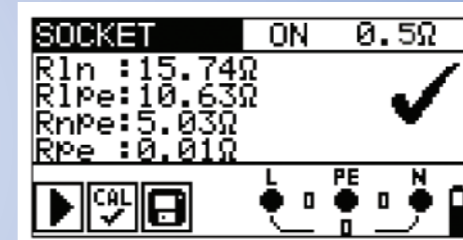
For installation verification to AS/NZS3017, a 5ohm & 10ohm resistor box is included for correct connections & polarity.

Fault Loop/Line Impedance/PSC



Two fault loop tests: **Z-loop** high current loop tests for non RCD protected circuits and **Zs-rcd** for low current loop tests guaranteed not to trip the RCD. Users can select fuse type, fuse current rating and fuse tripping time.

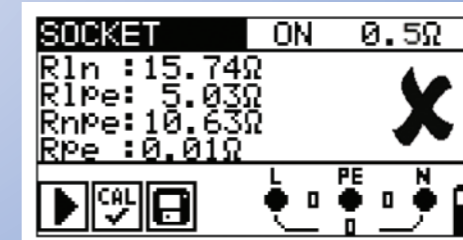
Socket Test - Earth Resistance, Correct Connections and Polarity



Socket Test "Pass"

The InstalTest COMBO introduces the new single button "Socket Test" **without the need for trailing leads.**

The "Socket Test" performs Earth Continuity, Polarity and Correct Connections tests with a single push button and with Pass/Fail indication with a tick or cross and green/red LED indication.



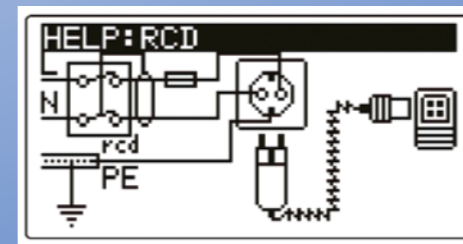
Socket Test "Fail" - Reverse Polarity

COMBO simplifies socket testing by reducing the number of tests required from 4 tests to a single push button test.



Plug in test lead & test sockets directly

Help



Not sure of the connections for a test ... the COMBO unit is your best friend. Just press the HELP button and on-screen diagrams will help you get the job done right.